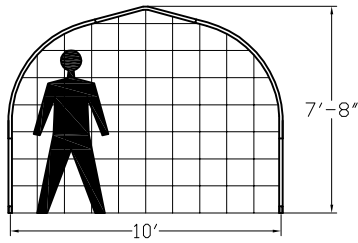


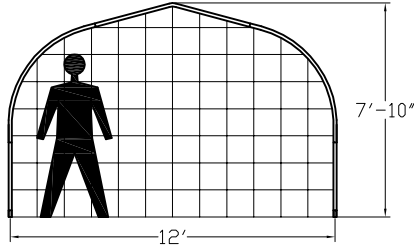
# Hobby Cold Frames

10' wide Frame



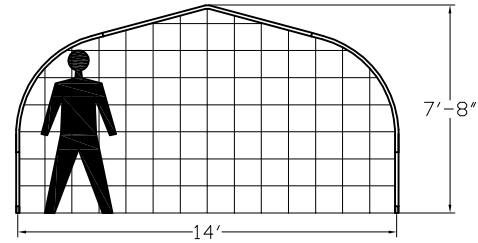
Profile

12' wide Frame

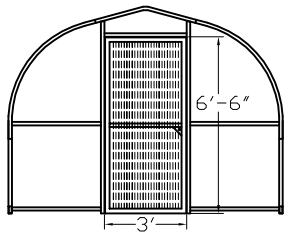


Profile

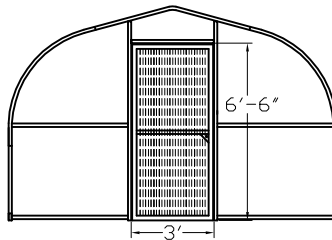
14' wide Frame



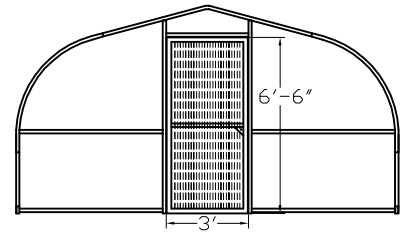
Profile



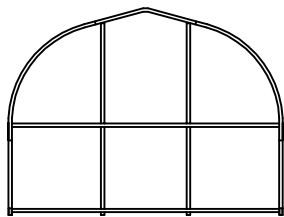
SDE - Single Door End



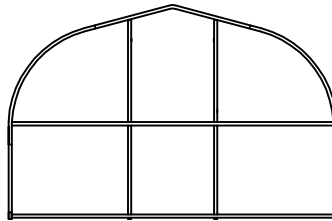
SDE - Single Door End



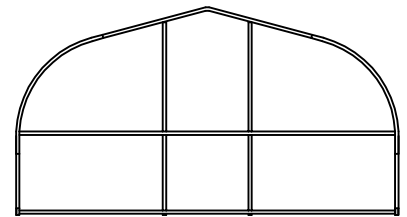
SDE - Single Door End



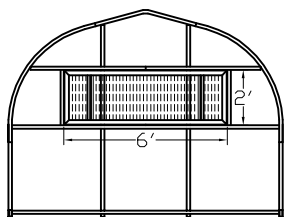
PE - Plain End



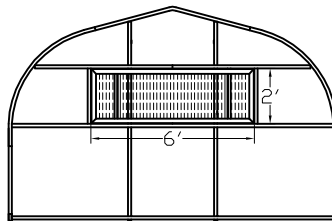
PE - Plain End



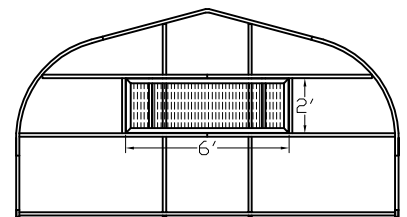
PE - Plain End



WE - Window End



WE - Window End



WE - Window End

## Covering Options for End Walls

FO - Framing Only

SP - Framing with Single layer of 6mil, 4year UV, clear greenhouse poly film and fastening tracks.

DP - Framing with Double layers of 6mil, 4year UV, clear greenhouse poly film and fastening tracks.

PCSS - Framing with clear 8mm thick, clear, triplewall Polycarbonate Structured Sheets and aluminum tracks.